



District Report Card: 2017


State: Bihar	District: Saharsa
Class: 8	Subject: Language
Schools: 51	Students: 1135


Participation/Coverage


Students

<div>GENDER</div> <div></div>	Boys		Girls	
	Number	%	Number	%
	575	50.66	560	49.34

<div>AREA</div> <div></div>	Rural		Urban	
	Number	%	Number	%
	1021	89.96	114	10.04

<div>CATEGORY</div> <div></div>	SC		ST		OBC		GEN	
	Number	%	Number	%	Number	%	Number	%
	151	13.30	3	0.26	810	71.37	171	15.07

<div>CWSN</div> <div></div>	LD	VI	HI	S&LD	ID	Oth
	0	2	4	0	0	0

<div>Management</div> <div></div>	Government		Government-aided	
	Number	%	Number	%
	1135	100.00	0	0.00

Average Performance of Students in Language (%)

Overall	Gender		Area		Management		Social Group			
	Male	Female	Rural	Urban	Govt.	Aided	SC	ST	OBC	GEN
58.69	60.00	57.35	57.32	70.94	58.69	0.00	60.18	66.67	58.71	57.15

Performance on Learning Outcomes (LOs)

Learning Outcomes	Description	Average Performance(%)
L813	Read textual/non-textual materials with comprehension and identifies the details, characters, main idea and sequence of ideas and events while reading	58.69

Range of Performance of Students who Answered Correctly							
Below 30%		30% - 50%		50% - 75%		Above 75%	
Number	%	Number	%	Number	%	Number	%
142	12.51	253	22.29	449	39.56	291	25.64

Lowest Performing Learning Outcomes (LOs)

1 - Read textual/non-textual materials with comprehension and identifies the details, characters, main idea and sequence of ideas and events while reading (58.69)